



# HEAVY DUTY DEEP CYCLE SERIES 4000

VOLTS 6

EHG 210

## BATTERY TYPE

### DIMENSIONS

|        |        |         |        |
|--------|--------|---------|--------|
| LENGTH | 259 MM | 10 3/16 | INCHES |
| WIDTH  | 179 MM | 7 1/16  | INCHES |
| HEIGHT | 264 MM | 10 3/8  | INCHES |

WEIGHT DRY

23 KG 51 LBS.

WEIGHT WET

31 KG 68 LBS.

### CONTAINER CONSTRUCTION

|           |               |
|-----------|---------------|
| CONTAINER | POLYPROPYLENE |
| COVER     | POLYPROPYLENE |
| HANDLES   | NONE          |

### PLATES PER CELL

17

### ELECTROLYTE RESERVE ABOVE PLATES

44 MM 1.75 INCHES

### DESIGN CRITERIA 7 YEAR WARRANTY

1300CYCLES 10 YEAR LIFE

### POSITIVE PLATE DIMENSION

|           |         |       |        |
|-----------|---------|-------|--------|
| HEIGHT    | 152 MM  | 6.00  | INCHES |
| WIDTH     | 143 MM  | 5.625 | INCHES |
| THICKNESS | 3.56 MM | 0.140 | INCHES |

### NEGATIVE PLATE DIMENSION

|           |         |       |        |
|-----------|---------|-------|--------|
| HEIGHT    | 152 MM  | 6.00  | INCHES |
| WIDTH     | 143 MM  | 5.625 | INCHES |
| THICKNESS | 3.05 MM | 0.120 | INCHES |

### SEPARATOR SEPARATOR THICKNESS

0.061 INCH

### INSULATION 0.020" GLASS MAT

### TERMINALS AUTO POST

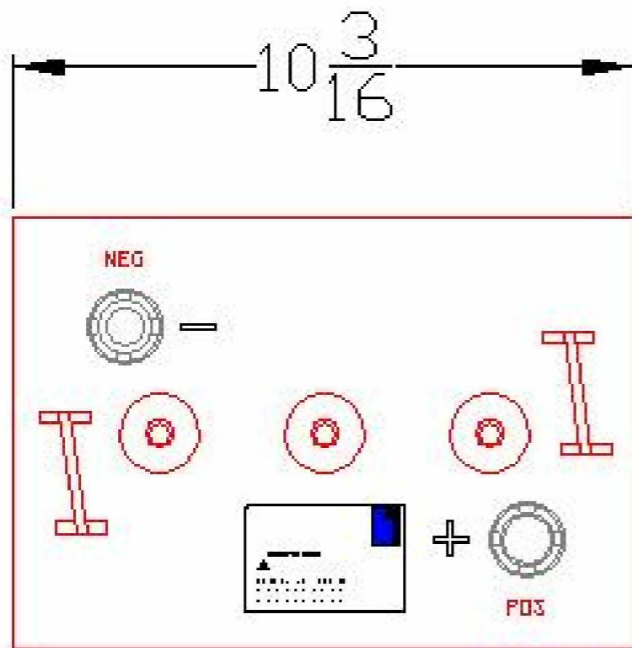
|            |     |               |      |
|------------|-----|---------------|------|
| COLD CRANK | CCA | 0°F / -17.8°C | 875  |
|            | MCA | 32°F / 0°C    | 1094 |

**RESERVE**  
**MINUTES AT 25A** 390

### CAPACITY 20 HR RATE 210

CAP/AH CURRENT/AMPS

|                                     |                      |            |             |
|-------------------------------------|----------------------|------------|-------------|
| <b>CAPACITY AT THE 20 HOUR RATE</b> | <b>1.265 SP. GR.</b> | <b>210</b> | <b>10.5</b> |
| CAPACITY AT THE 15 HOUR RATE        | 1.265 SP. GR.        | 197        | 13.2        |
| CAPACITY AT THE 12 HOUR RATE        | 1.265 SP. GR.        | 187        | 15.6        |
| CAPACITY AT THE 10 HOUR RATE        | 1.265 SP. GR.        | 179        | 17.9        |
| CAPACITY AT THE 8 HOUR RATE         | 1.265 SP. GR.        | 168        | 21.0        |
| CAPACITY AT THE 6 HOUR RATE         | 1.265 SP. GR.        | 155        | 25.9        |
| CAPACITY AT THE 5 HOUR RATE         | 1.265 SP. GR.        | 147        | 29          |
| CAPACITY AT THE 4 HOUR RATE         | 1.265 SP. GR.        | 137        | 34          |
| CAPACITY AT THE 3 HOUR RATE         | 1.265 SP. GR.        | 124        | 41          |
| CAPACITY AT THE 2 HOUR RATE         | 1.265 SP. GR.        | 107        | 54          |
| CAPACITY AT THE 1 HOUR RATE         | 1.265 SP. GR.        | 76         | 76          |



PART NUMBER: EHG210

WEIGHT WET: 68 LB / 31 KG

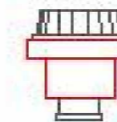
WET DRY: 51 LB / 23 KG

CAPACITY 210 AH 20HR RATE  
263 AH 100HR RATE

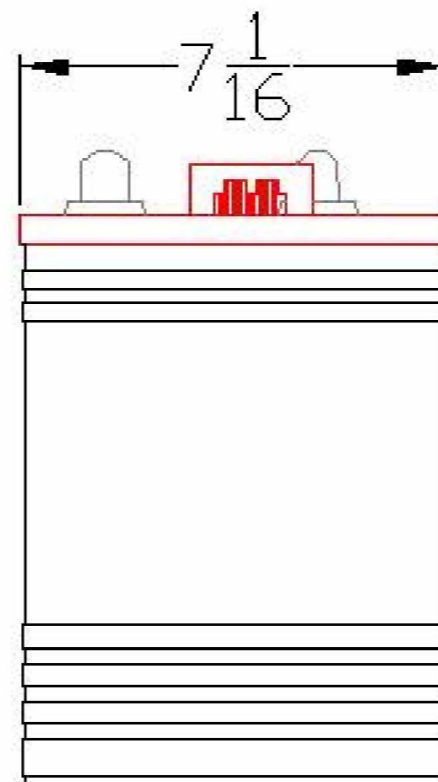
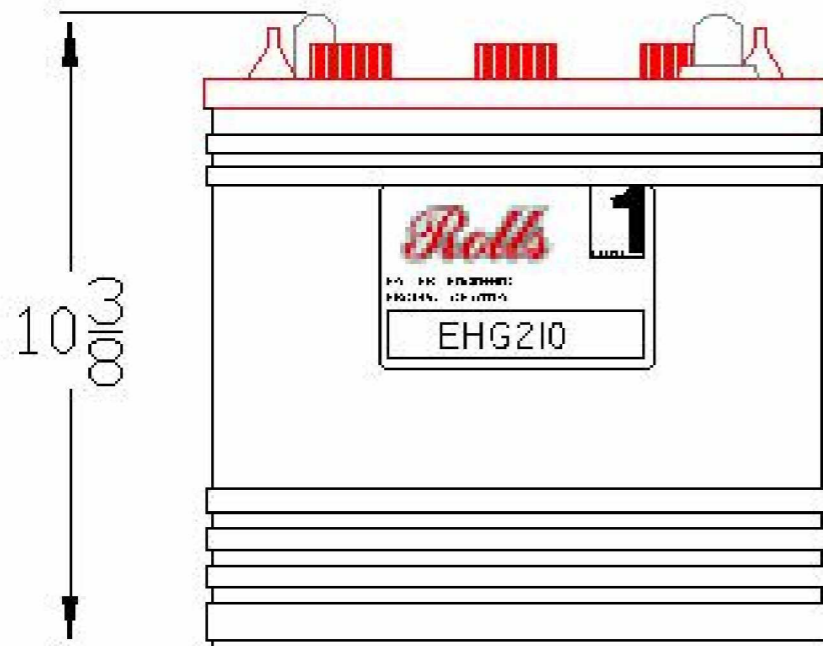
VOLTAGE: 6 V

OVERALL DIMENSIONS: 10 3/16 X 7 1/16 X 10 3/8"

(WITH AUTO TYPE POST)  
ADD 1/2" MAX FOR ALL OTHER TERMINALS



MAX HEIGHT WITH  
OPTIONAL HYDROCAPS 11 3/16"



*Rolls*

BATTERY ENGINEERING

SALEM, MASS

TITLE:

EHG210

DESCRIPTION:

6V DEEP CYCLE SERIES 400/4000

CONTACT INFO:

WEB: WWW.ROLLSBATTERY.COM  
E-MAIL: SALES@ROLLSBATTERY.COM  
PHONE: 1-800-681-9914

SCALE: 1" = 4"

8.5" X 11"

JPEG:

NOT TO SCALE

Drawn by:

S. WILES

Approved By:

D. SURRETTE

DATE: 23-JUL-03

REVISION 2

DRAWING NO.:

DWG 042, EHG210